

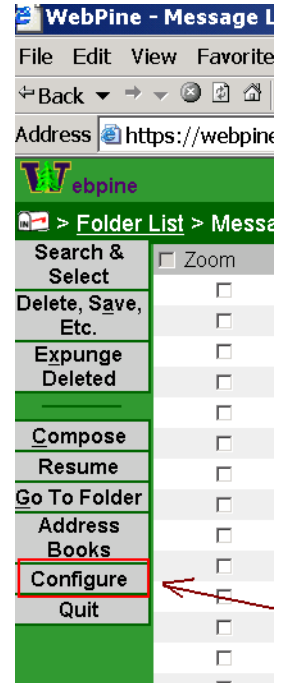
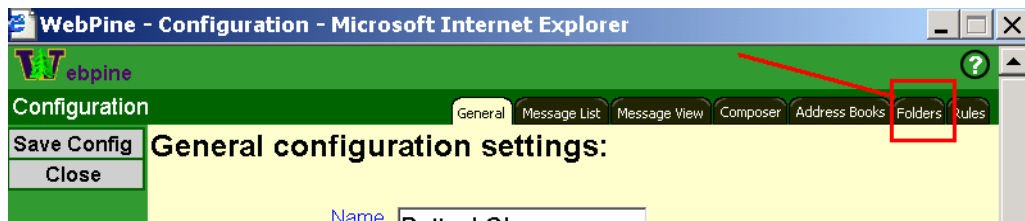
Configuring WebPine: Avoiding Accidental Deletion of Sent-Mail¹

If you use WebPine to access your e-mail at the University of Washington, this document may help you.

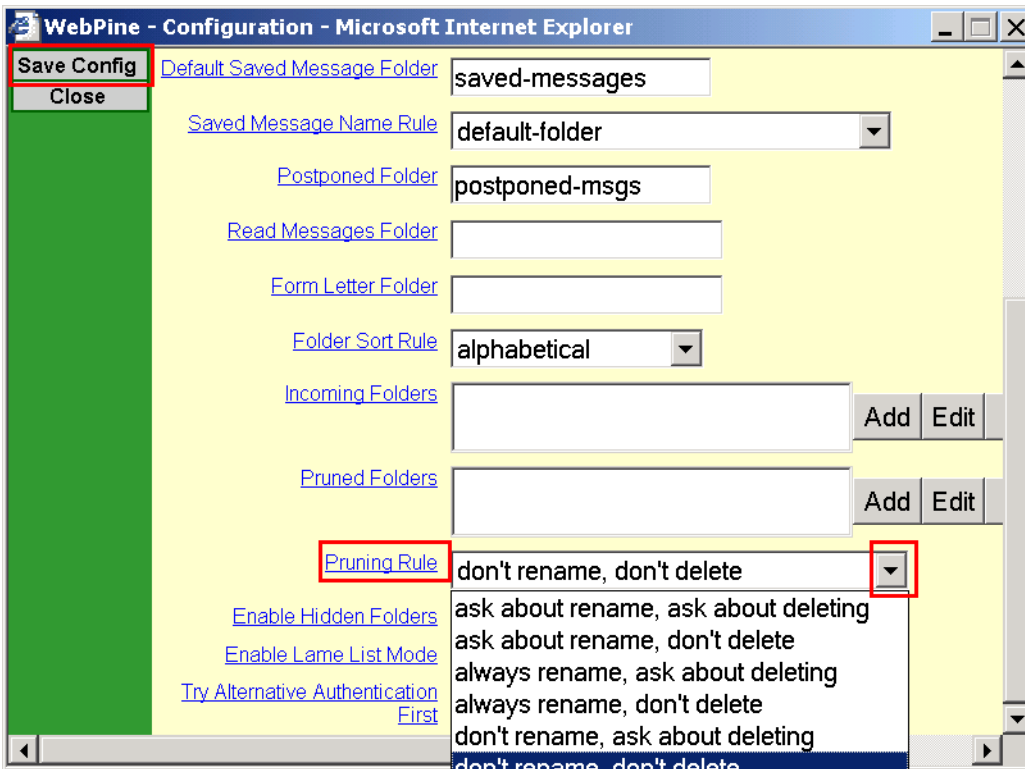
At the beginning of each month, Pine and Web Pine are configured so that it will ask you if you want to rename sent-mail files, and delete old ones. Hitting return implies "yes". Because of this, some people have inadvertently deleted important sent-mail files. This document will show how to change this configuration Web Pine. If you change the defaults on Web Pine, the changes will also apply to your UNIX pine sessions on homer or dante.

Get to your WebPine inbox. On the right hand bar you will see a menu. Click on Configure.

The following menu will appear. Click on the Folders Tab.



Scroll down until you get to Pruning Rule. You may click on the words Pruning Rule for more information about your options. You may click on the icon to the right to see the options that you have. Once you have finished, click on Save Config in the upper left



¹Prepared by Patty Glynn, 3/27/03 C:\all\help\helpnew\no_delete_webpine.wpd