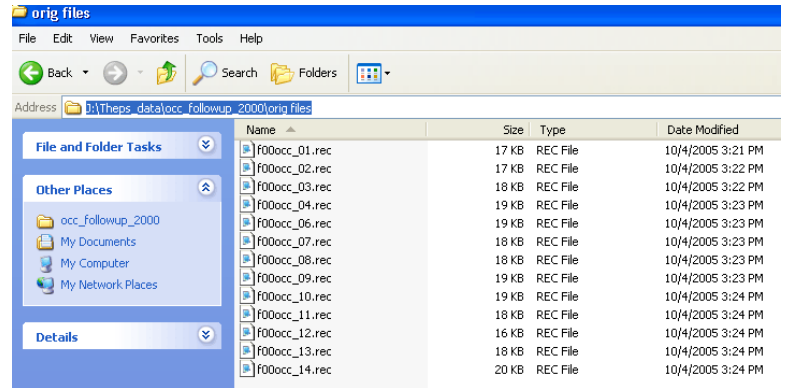


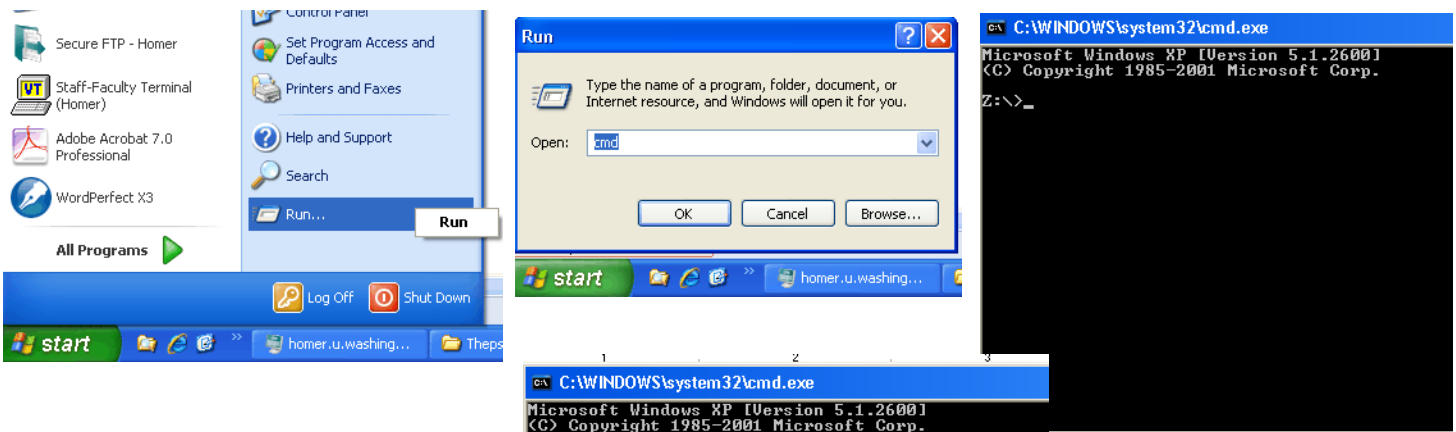
## Getting a text List of Files in a Directory<sup>1</sup>

Sometimes you might need a list of files in a directory. Following are instructions on how to get the list without having to type each entry.

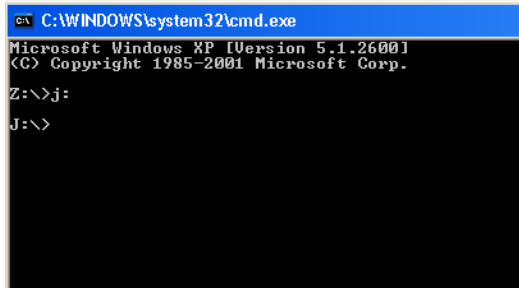
Use Windows explorer to navigate to the directory you need information from. Highlight the address, and put that information in your Windows Clipboard by pressing the Ctrl Key and the C.



Go to the Start Key at the bottom left of your screen. Find the “Run” icon, and click on it. Enter the word “cmd” and click OK. You will be taken to a DOS window.

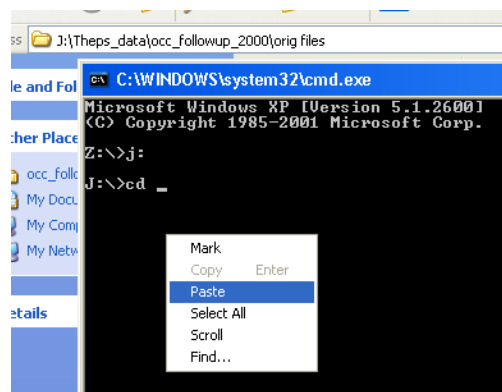


Enter the drive where the directory you need resides.



In DOS, the command CD means Change Directory. You will want to change to the directory that you want the list of files from. Above, you put the directory in your windows directory.

Type cd then right-click and paste the contents of the clipboard and hit return. You will now be in the directory fow which you want the list of files. If you type “dir” the list of files will scroll on your screen.



<sup>1</sup>Prepared by Patty Glynn, University of Washington. 09/09/2008 C:\all\help\helpnew\DirList.wpd

But, if you type the following, the list of files will be put into a file named "dir.txt".

dir > dir.txt

You can open this file as you would any other text file.

